

PANTUM

ELEGANT PRODUCTS, INTELLIGENT DESIGN
SMART CUSTOMERS, SMART CHOICES

SMART SERIES - SMART CLASSIC

BP2300 / BM2300 Models



WWW.PANTUM.COM

Running forward



BP2300 SERIES

Pantum has newly launched a mono A4 classic printer series, with a simple and elegant new appearance to relieve daily work fatigue. This series of single-function printers supports flexible printing and efficiently meets the requirements of home users and small/medium-sized enterprises. It also provides users with an effective high-quality printing experience. The product occupies less than 0.08m^2 , almost the size of A4 paper.

【Model】

BP2300/BP2300W/BP2300NW:
22ppm(A4)/23ppm(Letter)

【Monthly printing volume】

Recommended monthly printing
volume is 2,000 pages

MULTIPLE CONNECTION METHODS FOR ULTIMATE PRINTING EXPERIENCE



Multiple connection methods

Supports multiple connection methods such as USB, Ethernet and Wi-Fi to meet the printing needs of government agencies with higher security. Provides great portability for families who tend to choose mobile printing. Equipped with multiple connectivity ports to adapt your printing habits.



WiFi configuration via Bluetooth

The closest printer can be quickly identified and connected with WiFi by using Bluetooth within 30 seconds.



Easy mobile printing

Supports direct printing, Mobile phones with AirPrint and Mopria™ Print Service, can connect to the printer without the mobile app to print files and pictures.




Pantum APP

Print directly from various mobile applications such as WhatsApp or Google by sharing documents/pictures directly to the installed Pantum App.

GOOD HELPER IN LIFE AND WORK

SIMPLIFY PRINTING TASKS



Convenient driver installation

One-step Driver Installation, Easy to Use
The driver can be installed in one step without complex procedure, helping user enjoy worry-free operations.



Flexible capacity to meet diverse needs

We provide 1,000-page standard capacity toner cartridges for home users and small businesses to meet daily printing needs. At the same time, there are also 1,600-page options to promote longer printing life and lower cost per page. No matter which option you choose, your printing will be more budget friendly.



Easy replacement, worry-free toner cartridge

If the integrated toner cartridge inside the printer needs to be replaced, it can be replaced by pulling and installing it. The replacement can be completed with one hand, and the angle for taking out the toner cartridge is ergonomic that means in line with the natural wrist bend angle.

NOVEL APPEARANCE

MODERN IMPRESSION



Simple and compact new appearance

The common use shortcut keys are designed on touch panel in the newly designed Smart Classic Series. It offers a skin-friendly and delicate home style.

Say goodbye to big and bulky printers. The machine body of the BP2300 series only weighs 4.8KG. It has a latch handle with suitable space and can be easily moved.

SMART SERIES

SMART CLASSIC SERIES



Model	BP2300	BP2300W	BP2300NW
Printing			
Print speed	22ppm (A4)/ 23ppm (Letter)	22ppm (A4)/ 23ppm (Letter)	22ppm (A4)/ 23ppm (Letter)
First print out time	Less than 7.8s	Less than 7.8s	Less than 7.8s
Processor	500 MHZ	800 MHZ	800 MHZ
Memory	32 MB	256 MB	256 MB
Duplex mode	Manual	Manual	Manual
Recommended monthly volume	250~2,000 pages	250~2,000 pages	250~2,000 pages
Maximum monthly duty cycle	10,000 pages	10,000 pages	10,000 pages
Printer language	GDI	GDI	GDI
Paper Handling			
Paper input	150 pages	150 pages	150 pages
Paper output	100 pages	100 pages	100 pages
Media types	Plain, Thick, Transparency, Cardstock, Label, Envelope, Thin	Plain, Thick, Transparency, Cardstock, Label, Envelope, Thin	Plain, Thick, Transparency, Cardstock, Label, Envelope, Thin
Media weight	60~163g/m ²	60~163g/m ²	60~163g/m ²
General			
Dimensions (WxDxH)	337*220*179mm	337*220*179mm	337*220*179mm
Product weight (with cartridge)	4.8 kg	4.8 kg	4.8 kg

Operating system compatibility

Windows: Server 2012/2016/2019/XP/Win7/Win8.1/Win10/Win11 (32/64 bit)
Mac OS 10.10/10.11/10.12/10.13/10.15/11.6/12.0/12.1/12.2/12.3/12.4/12.5/12.6/13.0/13.1/13.2
Linux: Ubuntu 16.04/18.04/20.04/22.04
Android: Android 6.0~12.0

Connectivity	USB 2.0	USB 2.0 2.4G WiFi (IEEE802.11b/g/n) Bluetooth	USB 2.0 IEEE802.310/100 Base-Tx Ethernet 2.4G/5G Dual-band WIFI (IEEE802.11a/b/g/n) Bluetooth
Power	Printing: Average 370W Ready: 38W Sleep Mode: Less than 2W	Printing: Average 370W Ready: 38W Sleep Mode: Less than 2W	Printing: Average 370W Ready: 38W Sleep Mode: Less than 2W
Recommended temperature	10~32°C (50°F~90°F)	10~32°C (50°F~90°F)	10~32°C (50°F~90°F)
Humidity range	20~80%	20~80%	20~80%
Consumable			
Starter cartridge	TL-*2310E 700 pages	TL-*2310E 700 pages	TL-*2310E 700 pages
Standard cartridge	TL-*2310H 1,600 pages	TL-*2310H 1,600 pages	TL-*2310H 1,600 pages

Note:

(1) Toner cartridge capacity is based on ISO 19752.

(2) All the specifications are from Pantum internal test data. Actual specifications and performance are affected by different printing habits and printing environment.



BM2300 SERIES

The multi-function printers of Smart Classic Series adopt a brand-new operation panel design, which provides you with a stylish and concise new style appearance while improving the printer's ease of use. The human-printer interaction is more friendly and convenient. It provides stable support for printing, copying, and scanning functions, ensuring consistent performance. With reliable security, easy connectivity, it enhances efficiency in your daily life, study, and office work. Moreover, this series saves time while providing a high-quality and delicate printing experience.

【Model】

BM2300/BM2300W/BM2300NW
/BM2300A/BM2300AW: 22PPM
(A4)/23ppm(Letter)

【Machine functions】

Print, Copy, Scan

【Control Panel】

2-line LCD printing

MULTIPLE CONNECTION WAYS

ULTIMATE PRINTING EXPERIENCE



Multiple connection methods

Supports multiple connection methods such as USB, Ethernet and Wi-Fi to meet the printing needs of government agencies with higher security. Provides great portability for families who tend to choose mobile printing. Equipped with multiple connectivity ports to adapt your printing habits.



WiFi configuration via Bluetooth

The closest printer can be quickly identified and connected with WiFi by using Bluetooth within 30 seconds.



Dual-band Wi-Fi

Compatible with both 2.4GHz and 5GHz Wi-Fi, offering a high-speed connection that significantly reduces connectivity time.



Easy mobile printing, scanning

Supports direct printing, scanning. Mobile phones with AirPrint and Mopria™ Print Service, Mopria Scan can connect to the printer without the mobile app to print and scan files and pictures.



Pantum APP

Print directly from various mobile applications such as WhatsApp or Google by sharing documents/pictures directly to the installed Pantum App. Using Pantum App can print, copy or scan important documents and pictures quickly.

*Please select the NW model that supports dual-band Wi-Fi for optimal performance.
Please select the model with Wi-Fi to have mobile printing and Bluetooth connectivity.

EASY AND VERSATILE PRINTER SKILLS




High scanning cost performance

Flatbed and automatic document feeder of Smart Classic Series MFP printers have up to 1200*1200dpi scanning resolutions, can keep memories of your life and study fresh in the form of documents by scanning.




Rich scan output options

The printer will automatically save scanned documents in the desired location, such as your mobile phone (supports Android and iOS systems), computer, or email. It is also capable of efficiently scanning and archiving large volumes of paper documents, accommodating your needs for learning or enterprise purposes.



Highly compatible Flatbed design

The flatbed is not only suitable for copying A4 paper, but can also easily cope with the copying needs of thick books or magazines. Its adjustable hinge supports documents, books or magazines of various thicknesses, ensuring clear and efficient copying results at one click.



Diverse usage scenarios

No need to worry about school homework anymore. With just a few simple settings, the printer can easily print booklets and posters. They also can add watermarks to documents, ensuring easy tracking, security, and traceability of printed content.

GOOD HELPER IN LIFE AND WORK

SIMPLIFY EVERY TASKS



Convenient driver installation

One-step Driver Installation, Easy to Use
The driver can be installed in one step without complex procedure, helping user enjoy worry-free operations.



Intuitive operation panel

Feature a modern touch panel design instead of traditional rubber buttons. The touch panel displays clear print/copy commands, making it easy for both elderly individuals and children to use confidently.

EXCEPTIONAL HUMAN

ORIENTED DESIGN



Intelligent machine design to enhanced security

In redesigning the touch panel, we have paid special attention to ensuring it is safe for users. We have meticulously polished the curved edges of the machine panel and manuscript plate, eliminating sharp corners that could pose a safety hazard. This intelligent design not only prioritizes user safety, but also significantly reduces the risk of collisions, providing users with a secure and worry-free experience.



Multi-size paper printing

In order to adapt to different printing needs, this machine is equipped with an adjustable paper tray. Users can easily adjust the tray size according to the paper size they need to print such as legal, A5, A4, etc. to ensure precise printing.



Get rid of paper jam problems with one click

If you come across unexpected situations like paper jams, there is no need to panic. Our machine has clear instructions on the ADF and fuser to assist you in opening and removing the jammed paper.

SMART SERIES

SMART CLASSIC SERIES



Product	BM2300	BM2300W	BM2300NW
Printing			
Print speed	22ppm (A4)/ 23ppm (Letter)	22ppm (A4)/ 23ppm (Letter)	22ppm (A4)/ 23ppm (Letter)
First print out time	Less than 7.8s	Less than 7.8s	Less than 7.8s
Processor	800 MHZ	800 MHZ	800 MHZ
Memory	128 MB	256 MB	256 MB
Duplex mode	Manual	Manual	Manual
Recommended monthly volume	250~2,000 pages	250~2,000 pages	250~2,000 pages
Maximum monthly duty cycle	10,000 pages	10,000 pages	10,000 pages
Printer language	GDI	GDI	GDI
Copying			
Copy speed	22cpm (A4)/23cpm (Letter)	22cpm (A4)/23cpm (Letter)	22cpm (A4)/23cpm (Letter)
First copy out time	Less than 10 s	Less than 10 s	Less than 10 s
Zoom	20%~400%	20%~400%	20%~400%
Max.copy pages	99 pages	99 pages	99 pages
Additional functions	ID copy, Receipt copy, N-up copy, Clone copy	ID copy, Receipt copy, N-up copy, Clone copy	ID copy, Receipt copy, N-up copy, Clone copy
Scanning			
Scanner type	Flatbed	Flatbed	Flatbed
Max. scan size	216*297mm	216*297mm	216*297mm
Output function	Scan to PC	Scan to E-mail, PC,FTP,SMB, iOS, Android	
Paper Handling			
Paper input capacity	150 pages	150 pages	150 pages
Paper output capacity	100 pages	100 pages	100 pages
Media types	Plain, Thick, Transparency, Cardstock, Label, Envelope, Thin	Plain, Thick, Transparency, Cardstock, Label, Envelope, Thin	Plain, Thick, Transparency, Cardstock, Label, Envelope, Thin
Media sizes	A4, A5, A6, JIS B5, ISO B5, B6, Letter, Legal, Executive, Statement, Monarch envelope, DL envelope, C5 envelope, C6envelope, NO.10 envelope, Japanese Postcard, Folio, Oficio, Big16k,32k,16k, Big 32k, ZL, Yougata4, Postcard, Younaga3, Nagagata3, Yougata2		
Media weight	60~163g/㎡	60~163g/㎡	60~163g/㎡
General			
Dimensions (D*W*H)	396mm*297.5mm*249mm	396mm*297.5mm*249mm	396mm*297.5mm*249mm
Product weight (with cartridge)	7.5kg	7.5kg	7.5kg
Connectivity	Hi-speed USB 2.0	Hi-speed USB 2.0 2.4G Wi-Fi Bluetooth	Hi-speed USB 2.0 2.4G/5G Dual-band Wi-Fi Bluetooth
Operating system compatibility	Windows: Server 2012/ 2016/2019/XP/Win7/ Win8.1/Win10/Win11(32/64 bit) Mac OS 10.10/10.11/10.12/10.13/ 10.15/11.6/12.0/12.1/12.2/12.3/ 12.4/12.5/12.6/13.0/13.1/13.2 Linux: Ubuntu 16.04/18.04/ 20.04/22.04	Windows: Server 2012/2016/2019/XP/Win7/Win8.1/Win10/Win11 (32/64 bit) Mac OS 10.10/10.11/10.12/10.13/10.15/11.6/12.0/12.1/ 12.2/12.3/12.4/12.5/12.6/13.0/13.1/13.2 Linux: Ubuntu 16.04/18.04/20.04/22.04 iOS: iOS11.0~16.0 Android: Andriod 6.0~12.0	
Power	110V Model: AC100~127V (±10%) ;50Hz/60Hz; 6A 220V Model: AC220~240V (-15%, ±10%) ,50Hz/60Hz; 3A		
Recommended temperature	10~32°C (50°F~90°F)	10~32°C (50°F~90°F)	10~32°C (50°F~90°F)
Humidity range	20~80%	20~80%	20~80%
Consumable			
Starter cartridge	TL-*2310E 700 pages	TL-*2310E 700 pages	TL-*2310E 700 pages
Standard cartridge	TL-*2310H 1,600 pages	TL-*2310H 1,600 pages	TL-*2310H 1,600 pages

Note:

(1) *Toner cartridge capacity is based on ISO 19752.

(2) All the specifications are from Pantum internal test data. Actual specifications and performance are affected by different printing habits and printing environment.

SMART SERIES

SMART CLASSIC SERIES



Product	BM2300A	BM2300AW
Printing		
Print speed	22ppm (A4)/ 23ppm (Letter)	22ppm (A4)/ 23ppm (Letter)
First print out time	Less than 7.8s	Less than 7.8s
Processor	800 MHZ	800 MHZ
Memory	256 MB	256 MB
Duplex mode	Manual	Manual
Recommended monthly volume	250~2,000 pages	250~2,000 pages
Maximum monthly duty cycle	10,000 pages	10,000 pages
Printer language	GDI	GDI
Copying		
Copy speed	22cpm (A4)/23cpm (Letter)	22cpm (A4)/23cpm (Letter)
First copy out time	FB: Less than 10s; ADF: Less than 12s	FB: Less than 10s; ADF: Less than 12s
Zoom	20%~400%	20%~400%
Max.copy pages	99 pages	99 pages
Additional functions	ID copy, Receipt copy, N-up copy, Clone copy, CopyAuto Correction	ID copy, Receipt copy, N-up copy, Clone copy, CopyAuto Correction
Scanning		
Scanner type	Flatbed+ADF	Flatbed+ADF
Max. scan size	216*297mm	216*297mm
Output function	Scan to PC	Scan to E-mail, PC,FTP,SMB, iOS, Android
Paper Handling		
Paper input capacity	150 pages	150 pages
Paper output capacity	100 pages	100 pages
ADF capacity	50 pages	50 pages
Media types	Plain, Thick, Transparency, Cardstock, Label, Envelope, Thin	Plain, Thick, Transparency, Cardstock, Label, Envelope, Thin
Media sizes	A4, A5, A6, JIS B5, ISO B5, B6, Letter, Legal, Executive, Statement, Monarch envelope, DL envelope, C5 envelope, C6 envelope, NO.10 envelop, Japanese Postcard, Folio, Oficio, Big 16k,32k,16k, Big 32k, ZL, Yougata4, Postcard, Younaga3, Nagagata3, Yougata2	
Media weight	60~163g/m ²	60~163g/m ²
General		
Dimensions (D*W*H)	415mm*327.5mm*293.7mm	415mm*327.5mm*293.7mm
Product weight (with cartridge)	8.6kg	8.6kg
Connectivity	Hi-speed USB 2.0	Hi-speed USB 2.0 2.4G Wi-Fi Bluetooth
Operating system compatibility	Windows: Server 2012/2016/2019/XP/Win7/ Win8.1/Win10/Win11 (32/64 bit) Mac OS 10.10/10.11/10.12/10.13/ 10.15/11.6/12.0/12.1/12.2/12.3/12.4/12.5/12.6/13.0/13.1/13.2 Linux: Ubuntu 16.04/18.04/20.04/22.04	Windows: Server 2012/2016/2019/XP/Win7/ Win8.1/Win10/Win11 (32/64 bit) Mac OS 10.10/10.11/10.12/10.13/10.15/11.6/12.0/ 12.1/12.2/12.3/12.4/12.5/12.6/13.0/13.1/13.2 Linux: Ubuntu 16.04/18.04/20.04/22.04 ios: iOS11.0~16.0 Android: Andriod 6.0~12.0
Power	110V Model: AC100~127V (±10%); 50Hz/60Hz; 6A 220V Model: AC220~240V (-15%, ±10%); 50Hz/60Hz; 3A	
Recommended temperature	10~32°C (50°F~90°F)	10~32°C (50°F~90°F)
Humidity range	20~80%	20~80%
Consumable		
Starter cartridge	TL*2310E 700 pages	TL*2310E 700 pages
Standard cartridge	TL*2310H 1,600 pages	TL*2310H 1,600 pages

Notes:
(1) Monthly duty cycle value provides a means of comparison for product robustness in relation to other Pantum laser printer devices, and does not refer to actual maximum image output per month.
(2) Toner capacity is based on ISO 24732.
(3) Sheet and lifetime is based on A average letter (8k size pages per print job and 5% coverage, actual lifetime affected by different printing habits and printing environment.