

**PANTUM**

# **THE EXACT COLOR PRINTER FOR YOUR HOME AND BUSINESS**

---

**COLOR LASER SINGLE FUNCTION PRINTER  
- VIBRANT 20 SERIES**

CP2100SERIES/CM2100 SERIES



[WWW.PANTUM.COM](http://WWW.PANTUM.COM)

*Running forward*



## CP2100 MODELS

Speed and quality are intertwined, as evidenced by the Pantum 20ppm Vibrant 20 Series color laser printer. It prints swiftly to cater to your efficient demands, be it for homework, office paperwork, or creative projects. Its new and sleek appearance blends seamlessly with your office setup, exuding fashion and elegance. The intelligent interaction feature is a well-thought-out design, ensuring you enjoy better convenience. With its automatic duplex printing capability, no need for manual operation, preserves your valuable time and energy.

The entire process, from power-on to printing and from operation to maintenance, has been meticulously designed with attention to detail, all aimed at providing you with the most seamless and comfortable experience.

### **【Printing】**

20ppm(A4), 21ppm(LTR)

### **【Duplex】**

Auto duplex printing

### **【Paper handling】**

Standard 250 pages

### **【Control panel】**

2-line LCD

### **【Mobile printing】**

Airprint, Mopria, Pantum APP

\*The specifications are may differ from the model

## **HIGH PRODUCTIVITY** TO IMPROVE WORK EFFICIENCY



### **Satisfying printing speed**

Both color and mono documents can be printed quickly, with a printing speed of up to 20ppm, reducing waiting time and improving productivity.




### **Fast startup, low power consumption**

By adopting the ceramic heating method, the printing job can be initiated rapidly, resulting in time and electricity savings, as well as enhanced efficiency. Comply with Energy Star 3.0.



### **Automatic duplex printing**

Enjoy the convenience of auto duplex printing, without additional steps with every print job. Reduce paper waste by 50% effortlessly, making printing more convenient, budget-friendly, and eco-friendly at the same time.

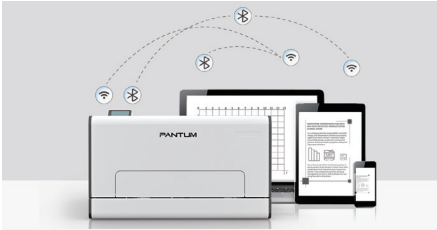


### **One-click driver installation**

Users no need to learn about the complicated instructions that can install the printer driver just with one click and start printing.

# ENHANCED CONNECTIVITY

## CONVENIENT MOBILE PRINTING



### More connecting options

Wired network, wireless network, Bluetooth, USB, shared printer. Provides more connection options, supporting wired network, wireless network, Bluetooth, USB, shared printer and other connection methods. Wireless and wired sharing device with multiple users on your network.

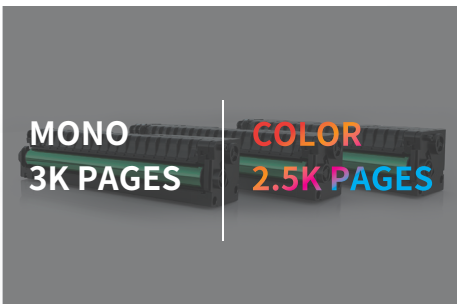


### Convenient mobile printing

Wi-Fi Direct, Airprint, Mopria, Pantum APP. The Wi-Fi models support AirPrint, Mopria, WiFi direct connection, WiFi configuration via Bluetooth (iOS 11.0~16.0/Android 6.0~12.0), and Pantum App, enabling users to enjoy wireless printing from various mobile devices, not only mobile phones. You can print your documents from almost everywhere if you want.

# OPTIMISING

## COST-EFFECTIVE



### Meet high print volume needs

Provides a variety of cartridge capacity options, with mono up to 3K pages and color up to 2.5K pages. Reduces the need for frequent toner cartridge replacements and provides lower CPP.

### Print colored text in black


Enhance the color image output while maintaining a clear printing effect for the text, helping users save color toner, and reduce printing costs.





### Toner-saving mode

When the toner-saving mode is "on", the color of the printed output will be lighter, which is suitable for users who pursue printing cost advantages.



### Continues mono printing without color toner

When the color toner cartridge is depleted and cannot be replaced promptly, users have the option to continue printing in black and white. This option allows users to fulfill their printing needs without interruption.

## INTELLIGENT AND USER FRIENDLY



### Small size

With its compact body, you can place the printer anywhere at home or in the office without taking up space.



### Metal frame structure

The metal body of the machine provides a longer-lasting, more durable and more stable use experience.



### Consumables seal built-in design

The seal is built-in and can be pulled open automatically by the machine, which is easy for users to operate while achieving a good sealing effect and preventing the toner from polluting users' hands when tearing off the seal.



### Modern appearance design

New appearance design, fashionable and elegant, perfect integration into your office environment. Integrated built-in paper tray design, the paper is not easy to moisture, reduce paper jams caused by humid weather conditions. Intelligent interaction function makes you enjoy an unprecedented convenient experience.

## DESIGNED WITH HIGH SECURITY



### Enhanced network security functions

With the ability to prevent vulnerability attacks, it is tested by authoritative vulnerability scanning tools such as Nessus and AWVS, and obtains excellent security assessment results. Provide users with more secure and trustworthy network service guarantee.



### Dynamic monitoring

Dynamic monitoring of key firmware programmes to prevent invasion and tampering of key programmes during operation.



### Security upgrade

Secure OTA upgrade, through 3 secure authentication and 4 encryption mechanism, to ensure the security of the printer firmware upgrade.

## MORE FUNCTIONS TO MEET USER NEEDS



### Borderless printing

leaving no margins around the printed paper. It can meet office needs such as stamped document printing, which is more convenient and trouble-free.



## Watermark printing

Watermark can be used as the source of copyright for anti-counterfeiting marks and explanatory documents. You can set your own watermarks and the driver supports watermark of texts, photos and dynamic ones.

## Booklet/poster/multi-page printing

Support poster printing (2x2, 3x3, 4x4), multi-page printing (2in1, 4in1, 8in1, 16in1), booklet printing, zoom printing, reverse order printing, etc.





# CP 2100 Series

Color Single Function Laser Printer

## KEY SPECIFICATIONS

| MODEL                           | ■ CP2100D  | ■ CP2100DN                   | ■ CP2100DW  |
|---------------------------------|--|------------------------------|---|
| <b>CONNECTIVITY</b>             | USB  | USB + NET                    | USB + NET+ Wi-Fi  |
| <b>PRINT</b>                    |  |                              |   |
| Print speed                     | 20ppm(A4)/21ppm(Letter)  |                              |   |
| First print out time            | Mono: 10s; Color: 12s  |                              |   |
| Printer language                | GDI  |                              |   |
| Processor speed                 | 500MHz   |                              |   |
| Memory                          | 512MB  |                              |   |
| Hard disk                       | 128MB  |                              |   |
| Recommended monthly page volume | 150 to 1,500 pages   |                              |   |
| Maximum monthly duty cycle      | 30,000 pages   |                              |   |
| Control panel                   | LED  | 2-line LCD                   | 2-line LCD  |
| Auto duplex printing            | YES  |                              |   |
| Duplex print speed              | 6ppm   |                              |   |
| Mobile printing                 | -  | Airprint, Mopria, PANTUM App | Airprint, Mopria, PANTUM App, WIFI Direct                         |
| Wired printing                  | -  | YES                          | YES   |
| Standard ports                  | USB 2.0  | USB2.0; 10/100/1000 Base-Tx  | USB 2.0 (High Speed); IEEE 802.3 10/100 Base-Tx; IEEE 802.11b/g/n |
| <b>PAPER HANDLING</b>           |  |                              |   |
| Paper input capacity            | 250 pages  |                              |   |
| Multipurpose tray               | 1 page   |                              |   |
| Paper output capacity           | 100 pages  |                              |   |
| Paper output detection          | YES  |                              |   |
| Media size                      | A4, Letter, Legal, Folio, Oficio, JIS B5, ISO B5, Executive, Statement, A5, Big16K, 16K, Big32K, 32K, A6, No.10 Env, Monarch Env, DL Env, C5 Env, C6 Env, Yougata4, Younaga3, Nagagata3, Yougata2, ZL, Postcard, B6, Japanese Postcard   |                              |   |
| Media weight                    | Standard tray: 60-105g/m <sup>2</sup> ; Multipurpose tray: 60-176g/m <sup>2</sup>  |                              |   |
| <b>GENERAL</b>                  |  |                              |   |
| Machine dimensions(W*D*H)       | 400*401*225 mm   |                              |   |
| Printer net weight              | 15.3 Kg  |                              |   |
| Power                           | AC 110-127V (±10%), 50/60Hz (±3Hz), 8A; AC 220-240V (±10%), 50Hz (±3Hz), 4A  |                              |   |
| Print environment               | Operating temperature: 10-32°C; Relative humidity: 20-80% RH; Altitude: ≤3,000 m   |                              |   |
| Energy star                     | Energy Star 3.0  |                              |   |
| Operating system compatibility  | Windows: Windows XP/Windows 7/Windows 8/Windows 8.1/Windows 10/Windows 11/Windows server 2008/2012/2016/2019; Mac: Mac 10.8~12; Linux: Ubuntu 16.04, 18.04, 20.04, Debian 10.0, Centos 7(32/64 Bit), Astra Linux Special Edition V1.6, Redhat 8.0.0, Centos 8.2(64 Bit) iOS 11.0~16.3 Android 6.0~13.0 |                              |   |
| <b>CONSUMABLE</b>               |  |                              |   |
| Consumable type                 | One-piece  |                              |   |
| Starter cartridge               | CTL-*2100C/M/Y: 1,000 pages; CTL-*2100K: 1,500 pages   |                              |   |
| Standard cartridge              | CTL-*2100HC/HM/HY: 2,500 pages; CTL-*2100HK: 3,000 pages   |                              |   |
| Waste powder bottle             | CWT-2100: 15,000 pages   |                              |   |





## CM2100 MODELS

Speed and quality are intertwined, as evidenced by the Pantum 20ppm Vibrant 20 Series color laser printer. It prints swiftly to cater to your efficient demands, be it for homework, office paperwork, or creative projects. Its new and sleek appearance blends seamlessly with your office setup, exuding fashion and elegance. The intelligent interaction feature is a well-thought-out design, ensuring you enjoy better convenience. With its automatic duplex printing capability, no need for manual operation, preserves your valuable time and energy. The entire process, from power-on to printing and from operation to maintenance, has been meticulously designed with attention to detail, all aimed at providing you with the most seamless and comfortable experience.

### **【Printing】**

20ppm(A4), 21ppm(LTR)

### **【Duplex】**

Auto duplex printing

### **【ADF capacity】**

50 pages

### **【Paper handling】**

Standard 250 pages

### **【Control panel】**

3.5 inch touch screen

### **【Mobile printing】**

Airprint, Mopria, Pantum APP

\*The specifications are may differ from the model

## HIGH PRODUCTIVITY TO IMPROVE WORK EFFICIENCY



### Satisfying printing speed

Both color and mono documents can be printed quickly, with a printing speed of up to 20ppm, reducing waiting time and improving productivity.




### Fast startup, low power consumption

By adopting the ceramic heating method, the printing job can be initiated rapidly, resulting in time and electricity savings, as well as enhanced efficiency. Comply with Energy Star 3.0.



### Automatic duplex printing

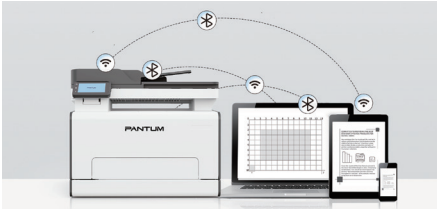
Enjoy the convenience of auto duplex printing, without additional steps with every print job. Reduce paper waste by 50% effortlessly, making printing more convenient, budget-friendly, and eco-friendly at the same time.



### One-click driver installation

Users no need to learn about the complicated instructions that can install the printer driver just with one click and start printing.

## ENHANCED CONNECTIVITY CONVENIENT MOBILE PRINTING



### More connecting options

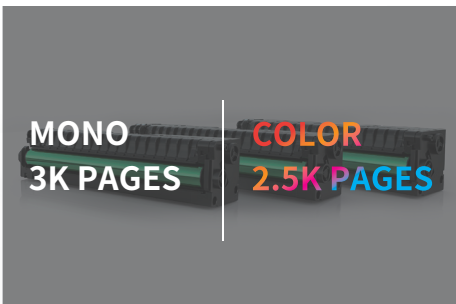
Wired network, wireless network, Bluetooth, USB, shared printer. Provides more connection options, supporting wired network, wireless network, Bluetooth, USB, shared printer and other connection methods. Wireless and wired sharing device with multiple users on your network.



### Convenient mobile printing

Wi-Fi Direct, Airprint, Mopria, Pantum APP. The Wi-Fi models support AirPrint, Mopria, WiFi direct connection, WiFi configuration via Bluetooth (iOS 11.0~16.0/Android 6.0~12.0), and Pantum App, enabling users to enjoy wireless printing from various mobile devices, not only mobile phones. You can print your documents from almost everywhere if you want.

## OPTIMISING COST-EFFECTIVE



### Meet high print volume needs

Provides a variety of cartridge capacity options, with mono up to 3K pages and color up to 2.5K pages. Reduces the need for frequent toner cartridge replacements and provides lower CPP.

### Print colored text in black

Enhance the color image output while maintaining a clear printing effect for the text, helping users save color toner, and reduce printing costs.





### Toner-saving mode

When the toner-saving mode is "on", the color of the printed output will be lighter, which is suitable for users who pursue printing cost advantages.



### Continues mono printing without color toner

When the color toner cartridge is depleted and cannot be replaced promptly, users have the option to continue printing in black and white. This option allows users to fulfill their printing needs without interruption.

## INTELLIGENT AND USER FRIENDLY



### Intelligent interaction

Clear and dynamic visuals effortlessly guide you through various operations. Help you easily handle a multitude of tasks with ease and efficiency.



### New UI style

This series is equipped with Pantum's latest UI style, which is more modern, flat, simplified and colorful, making users' lives more colorful.



### 3.5 inch touch screen

Users can enjoy intuitive navigation with the 3.5-inch touch screen of CM2100A series. The adjustable panel can be angled up to 60°, allowing users to operate it at various angles to meet different needs.



### Consumables seal built-in design

The seal is built-in and can be pulled open automatically by the machine, which is easy for users to operate while achieving a good sealing effect and preventing the toner from polluting users' hands when tearing off the seal.

## DESIGNED WITH HIGH SECURITY



### Enhanced network security functions

With the ability to prevent vulnerability attacks, it is tested by authoritative vulnerability scanning tools such as Nessus and AWS, and obtains excellent security assessment results. Provide users with more secure and trustworthy network service guarantee.



### Dynamic monitoring

Dynamic monitoring of key firmware programmes to prevent invasion and tampering of key programmes during operation.



### Security upgrade

Secure OTA upgrade, through 3 secure authentication and 4 encryption mechanism, to ensure the security of the printer firmware upgrade.

## MORE FUNCTIONS TO MEET USER NEEDS



### Borderless printing

leaving no margins around the printed paper. It can meet office needs such as stamped document printing, which is more convenient and trouble-free.

## OCR

It has the ability to detect and extract text from images, PDF files, and scanned documents, and convert them into editable formats such as DOCX, XLS, XLSX, PPTX, TXT, and searchable PDFs. It also supports various image formats including BMP, JPEG, JPEG 2000, PNG, and TIFF. With an impressive recognition rate of over 95%, OCR ensures accurate and efficient text recognition.



## Watermark printing

Watermark can be used as the source of copyright for anti-counterfeiting marks and explanatory documents. You can set your own watermarks and the driver supports watermark of texts, photos and dynamic ones.

## Booklet/poster/multi-page printing

Support poster printing (2x2, 3x3, 4x4), multi-page printing (2in1, 4in1, 8in1, 16in1), booklet printing, zoom printing, reverse order printing, etc.





# CM2100 Series

Monochrome Laser Multifunction Printer

## KEY SPECIFICATIONS

| MODEL CONNECTIVITY              | ■ CM2100DN<br>USB + NET   | ■ CM2100DW<br>USB + NET + Wi-Fi | ■ CM2100ADN<br>USB + NET   | ■ CM2100ADW<br>USB + NET + Wi-Fi |  |   |  |
|---------------------------------|---|---------------------------------|--|----------------------------------|--|---|--|
| <b>PRINT</b>                    |   |                                 |  |                                  |  |   |  |
| Print speed (A4/Letter)         | 20ppm(A4)/21ppm(Letter)   |                                 |  |                                  |  |   |  |
| First print out time            | Mono: 10s; Color: 12s   |                                 |  |                                  |  |   |  |
| Printer language                | GDI   |                                 |  |                                  |  |   |  |
| Recommended monthly page volume | 150 to 1,500 pages  |                                 |  |                                  |  |   |  |
| Maximum monthly duty cycle      | 30,000 pages  |                                 |  |                                  |  |   |  |
| Control panel                   | 2-line LCD  | :                               | :  | 3.5-inch touch screen            |  |   |  |
| Duplex printing                 | Auto  |                                 |  |                                  |  |   |  |
| <b>COPY</b>                     |   |                                 |  |                                  |  |   |  |
| Copy speed                      | -   | :                               | :  | 20ppm(A4/Letter)                 |  |   |  |
| Copy mode                       | Text/Image/Text+Image/Auto(default)   |                                 |  |                                  |  |   |  |
| Max. copy page                  | 99 pages  |                                 |  |                                  |  |   |  |
| Copy reduce/enlarge settings    | 25%~400%  |                                 |  |                                  |  |   |  |
| Copy function                   | ID copy; Receipt copy; N-up copy; Clone copy; Poster copy   |                                 |  |                                  |  |   |  |
| <b>SCAN</b>                     |   |                                 |  |                                  |  |   |  |
| Scanner type                    | Flatbed   | :                               | :  | Flatbed + ADF                    |  |   |  |
| Scan technology                 | CIS   |                                 |  |                                  |  |   |  |
| Scan mode                       | Color, Gray, Monochrome   |                                 |  |                                  |  |   |  |
| Scan to                         | PC/Email/FTP  | :                               | PC/Email/FTP/iOS/<br>Android   | :                                | PC/Email/FTP/<br>USB flash disk                  | : | PC/Email/FTP/USB flash disk/<br>iOS/Android                          |
| ADF capacity                    | -   | :                               | :  | 50 pages                         |  |   |  |
| Scan to USB                     | -   | :                               | :  | Yes                              |  |   |  |
| Scan format                     | Windows/Mac: Pull scan: PDF/TIFF/JPG/BMP/PNG/OFD<br>Push scan: PDF/TIFF/JPG<br>Linux: Pull scan: PDF/TIFF/JPG/BMP/PNG   |                                 |  |                                  |  |   |  |
| <b>PAPER HANDLING</b>           |   |                                 |  |                                  |  |   |  |
| Paper input capacity            | 250 pages   |                                 |  |                                  |  |   |  |
| Multipurpose tray               | 1 page  |                                 |  |                                  |  |   |  |
| Paper output capacity           | 100 pages   |                                 |  |                                  |  |   |  |
| Media size                      | A4/Letter/Legal/Folio/Oficio/JIS B5/ISO B5/Executive/Statement/A5/big 16K/16K/big 32K/32K/ A6/No.10 Env/<br>Monarch Env/DL Env/C5 Env/C6 Env/Yougata4/Younaga3/Nagagata3/Yougata2/ZL Env/Postcard/B6/Japanese Postcard<br>Customize: 96*148mm~216*356mm |                                 |  |                                  |  |   |  |
| Media weight                    | Standard tray: 60~105g/m <sup>2</sup> ; Multipurpose tray: 60~176g/m <sup>2</sup>   |                                 |  |                                  |  |   |  |
| <b>GENERAL</b>                  |   |                                 |  |                                  |  |   |  |
| Machine dimension(D*W*H)        | 415*403*303mm   | :                               | 415*403*303mm  | :                                | 415*403*303mm                                    | : | 415*403*303mm  |
| Printer net weight              | 18.2 Kg   | :                               | 18.2 Kg  | :                                | 19.45 Kg   | : | 19.45 Kg   |
| Connectivity                    | USB2.0 (High Speed);<br>IEEE802.3 10/100 Base-Tx  | :                               | USB2.0 (High Speed);<br>IEEE802.3 10/100 Base-Tx;<br>IEEE802.11b/g/n | :                                | USB2.0 (High Speed);<br>IEEE802.3 10/100 Base-Tx | : | USB2.0 (High Speed);<br>IEEE802.3 10/100 Base-Tx;<br>IEEE802.11b/g/n |



# CM2100 Series

Monochrome Laser Multifunction Printer

## KEY SPECIFICATIONS

### MODEL CONNECTIVITY

■ **CM2100DN**  
USB + NET

■ **CM2100DW**  
USB + NET + Wi-Fi

■ **CM2100ADN**  
USB + NET

■ **CM2100ADW**  
USB + NET + Wi-Fi

### GENERAL

|                                       |  |
|---------------------------------------|--|
| <b>Power</b>                          | 110V Model: AC 100-127V(±10%), 50/60Hz(±3Hz), 8A<br>220V Model: AC 220-240V(±10%), 50/60Hz(±3Hz), 4A   |
| <b>Print environment</b>              | Operating temperature: 10~32°C; Relative humidity: 20%~80% RH; Altitude: ≤3,000 m  |
| <b>Operating system compatibility</b> | Windows: Windows XP/Windows 7/Windows 8.1/Windows 10/Windows 11/Server 2008/Server 2008 R2/Server 2012/Server 2012 R2/Server 2016/Server 2019; Mac: Mac 10.8~12<br>Linux: Ubuntu16.04/Ubuntu18.04/Ubuntu20.04/Debian 10.0/Centos 7/Astra Linux Special Edition V1.6/Redhat 8.0.0/Centos 8.2; Google Chrome: 109.0.5414.125~110.0.5481.181; iOS: 11.0~16.3; Android: 6.0~13.0 |

### CONSUMABLE

|                            |   |
|----------------------------|---|
| <b>Consumable type</b>     | One-piece   |
| <b>Starter cartridge</b>   | CTL-*2100C/M/Y: 1,000 pages; CTL-*2100K: 1,500 pages    |
| <b>Standard cartridge</b>  | CTL-*2100HC/HM/HY: 2,500 pages; CTL-*2100HK 3,000 pages |
| <b>Waste powder bottle</b> | CWT-2100: 15,000 pages                                  |

